

CATALOGUE 2021

MOTORHOME AWNINGS

THE FULL RANGE

 **DOMETIC**



MOBILE LIVING MADE EASY.

WELCOME TO DOMETIC

Make the most of the outdoors with a Dometic awning. Our premium awnings feature the latest innovations and enhancements to provide privacy and comfort wherever you pitch-up. Designed for easy and convenient extension of your living space, quality materials are used to ensure reliable operation and durability. This year, we've advanced and developed our best-selling awnings to give you the confidence and ability to adventure further and for longer.



DRIVE-AWAY AWNINGS

Rally AIR Pro TG	18
Rally AIR All-Season DA	19
Rally AIR Pro DA	20 - 21

STATIC AWNINGS

Club AIR All-Season	24 - 25
Club AIR Pro	26 - 27
Grande AIR All-Season	28
Grande AIR Pro	29
Winter PVC AIR	30
Rally AIR All-Season	31
Rally AIR Pro	32 - 33
Leggera AIR	34 - 35

ACCESSORIES

Annexes	37
Canopies & Side Wings	38 - 39
Windbreaks	40 - 43
Roof Linings & Covers	44
Mesh Panel Sets & Inner Tents	45
Carpets & Flooring	46 - 47
Bespoke Awning Equipment	48 - 51

TECHNICAL DATA

Specifications	54 - 67
----------------	---------

DOMETIC ON THE WEB

Here’s where you can find the complete Dometic range, with detailed information about all products. Plus, interesting facts about our company and download links for all our catalogues.

VISIT [DOMETIC.COM](https://www.dometic.com)



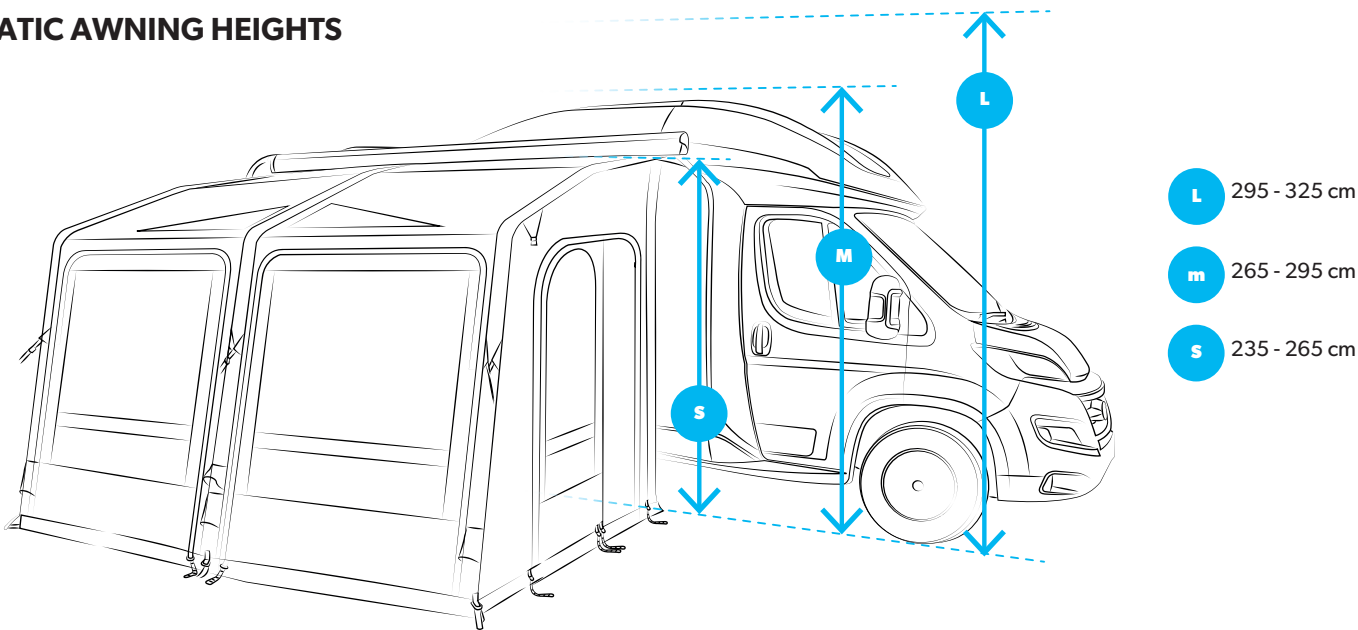
EXPERT ADVICE FROM AWNING PIONEERS

CHOOSE THE BEST INFLATABLE AWNING FOR YOU AND YOUR VEHICLE

It's important to know the height of the attachment point on your vehicle from the ground to determine which awning will best suit your vehicle. For static awnings, this refers to the height from the ground to the awning rail or cassette awning which the awning will be connected to. For drive-away awnings this could also refer to your

vehicle's roof, depending on your preferred fitment method. We offer drive-away and static awnings in a range of heights, designed to fit vehicles with heights of 220 cm up to 325 cm. The diagram below outlines the sizes available for static awnings.

STATIC AWNING HEIGHTS



DRIVE-AWAY AWNINGS

Dometic free-standing awnings are available in a range of sizes, built to fit vehicles with a connection height between 220 and 300 cm. Our innovative drive-away awnings are versatile by design, adjustable connection tunnels fit securely to most motorhomes, panel vans and campervans.



STATIC AWNINGS

For tourers wanting an awning designed for static use, our best-selling static awnings are easy to set-up and take-down, providing fantastic fitting to the vehicle side and first class accommodation. Utilising the unique AIR Frame system, which links individual AIR Poles together, Dometic static awnings can be conveniently inflated from a single point. Twin beading comes as standard (5 mm and 7 mm) and can either be fed through the awning rail attached to your vehicle or threaded through the front channel of a cassette awning.





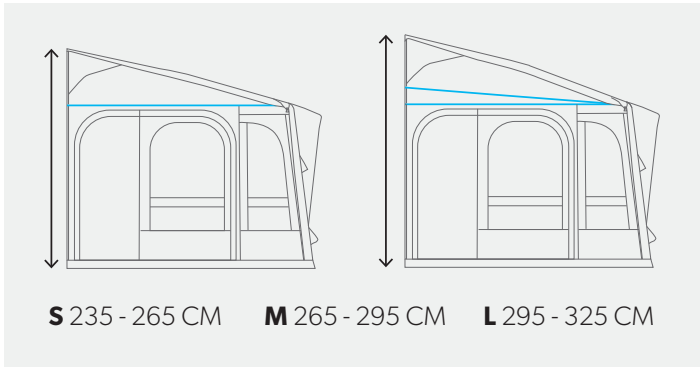
MULTI HEIGHT SYSTEM

Patent Pending

DOMETIC HEIGHT ADJUSTABLE STATIC AWNINGS ENSURE EXCEPTIONAL VEHICLE FITMENT

Our new Multi-Height System delivers the most versatile inflatable static awnings ever. Rather than strictly being suited to either a caravan or motorhome, this ground-breaking feature enables the same awning to fit to a variety of leisure vehicles, with the keder connection now achieved at a multitude of heights within an expanded range.

We know that real-world experience is everything, and thanks to our latest awning innovation these are our best performing awnings ever. The Multi-Height System means your Dometic awning will be easier to pitch on uneven ground and perform better in adverse conditions, effectively shedding rainwater and fitting closer to the vehicle side.



HOW DOES IT WORK?

The operation couldn't be easier; simply unzip the gusseted awning side panels, peg the awning down to fine tune fitment, then close the internal zips to hide any excess material. Once you've set the Multi-Height System for the first time, you are free to set the awning down and pitch again and again without needing to re-adjust. For convenience, the adjustable zipped gussets are positioned just above the zip-out side panels, meaning fitting and adjusting the awning to your motorhome can be achieved without the need for a step or ladder.

DESIGNED FOR TOURING CONFIDENCE

As all experienced tourers know, selecting the correct size awning for your vehicle is essential to maximise the living space of your pitch and enhance your holiday. The Multi-Height System makes finding your perfect awning easier than ever before, size S awnings connect to vehicles with a connection height range of 235 – 265 cm, size M from 265 – 295 cm and size L from 295 – 325 cm.

DUAL KEDER

Fitted to all new Dometic inflatable motorhome awnings, premium dual awning keder. For 2021, 5 mm and 7 mm keder has been installed as standard, allowing a seamless connection to both conventional caravan awning rail and motorhome cassette awnings. This innovative design feature means Dometic inflatable static awnings are equally suited for use with caravans, motorhomes and panel vans. Dual keder reduces model complexity and affords you the freedom to change vehicles without necessarily changing awning.



APEX VENTILATION

Experience greater comfort with our new weather protected apex ventilation. Fitted to all new Dometic inflatable motorhome awnings, triangular apex ventilation panels increase air circulation and improve comfort inside the awning. These auxiliary ventilation points, found in the top corners of each inflatable awning, conveniently allow air to escape the awning as it rises and warms. Importantly, this feature helps to regulate the interior temperature in hotter climates and effectively combats condensation for early and late-season tourers.





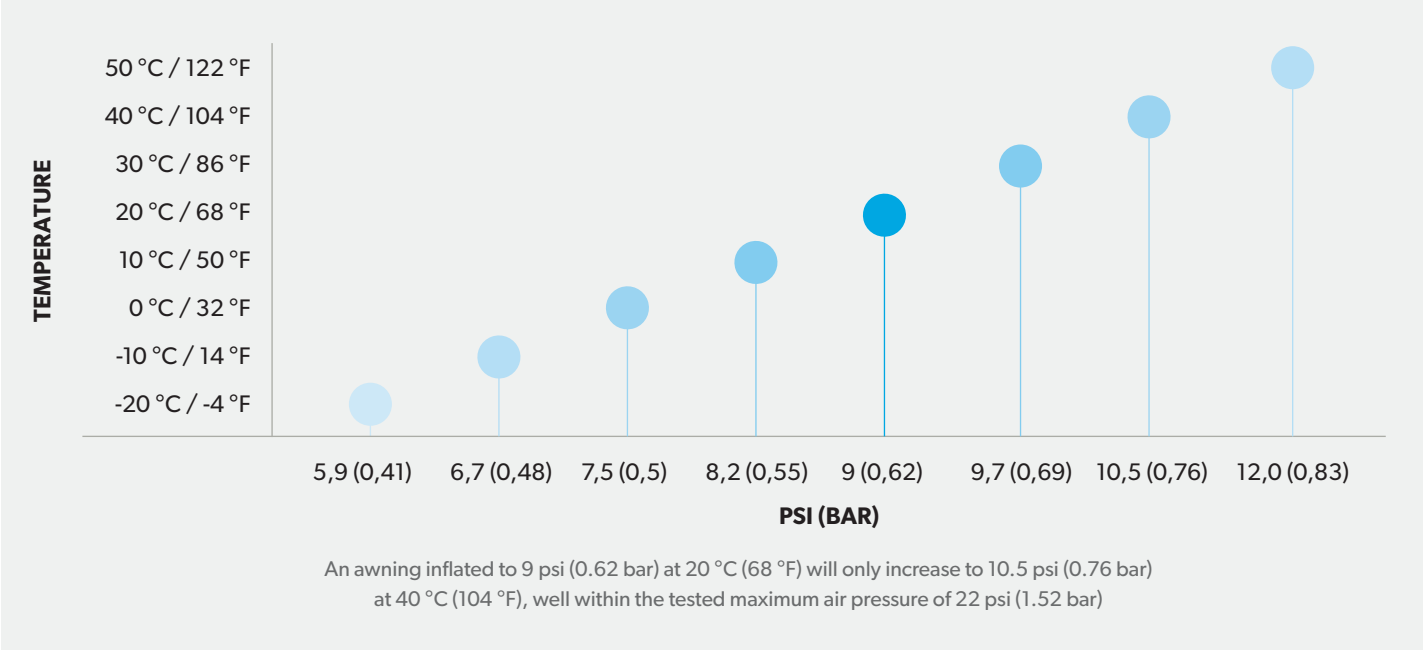
DOMETIC INFLATABLE AWNINGS

QUICK AND SECURE – OUR INNOVATIVE AIR FRAME HAS REVOLUTIONISED TOURING

The patented AIR Frame technology in Dometic inflatable awnings will transform your touring experience. Conventional steel and fibreglass awning poles are replaced with interlinked inflatable AIR Poles, enabling you to inflate the entire awning from a single external point. Conveniently, the AIR Frame is always attached to the awning for a quick and easy setup. Not only is the AIR Frame extremely strong, it can flex in the wind too, so you'll never break or bend a pole.

Additionally, with no metal or fibreglass poles there's nothing to damage your caravan, as the AIR Poles simply rest against your vehicle with no other attachment needed. For optimal awning performance inflate the awning to 9 psi. Each awning comes with a Downdraught hand pump and for maximum convenience, simply plug in the optional Gale 12 V pump.

AIR FRAME PRESSURE IN RESPONSE TO DIFFERING AIR TEMPERATURES



SINGLE POINT INFLATION



Individual AIR Poles are linked together allowing the entire awning to be inflated from a single external inflation point. The entire AIR Frame is easily deflated through quick release deflation valves at the base of each leg; as each AIR Pole is connected there is no need to deflate each AIR Pole individually. So, as well as being the easiest awnings to set-up, the user-friendly Dometic awnings are also the easiest to take down.



Deflation valve



For optimal performance inflate to 9 psi / 0.62 bar

Inflation valve

AIR FRAME CONSTRUCTION

The AIR Frame is incredibly durable, each AIR Pole is made of a strong TPU inflation tube zipped into a reinforced laminated oxford polyester/PE cover, which is then zipped into a heavy-duty polyester sleeve in the awning. Tested up to 22 psi / 1.52 bar, the AIR Frame system best functions when inflated to 9 psi / 0.62 bar.



RELIABLE TECHNOLOGY

Dometic AIR Poles are well protected and require no maintenance. Inflatable awnings are considerably lighter, and with no poles to snap, the AIR Frame is also far more durable than conventional poles. Suitable for both hot and cold climates, the AIR Frame can even handle extreme changes in temperature.

AWNING KEY FEATURES

INNOVATIVE FEATURES TO ENHANCE YOUR TOURING EXPERIENCE



AIR FRAME™

Focussing on ease of use and function, AIR Frame awnings are extremely durable, maintenance-free and strong.



QUICKPITCH™ GUYING SYSTEM

Heavy-duty straps can be pegged out in seconds. Peg the bottom strap taut and adjust the top buckle to apply tension.



DUAL-PITCH™ ROOF SYSTEM

Effectively deflect wind and shed rain water efficiently to prevent puddling on the roof and enhance performance.



SABRELINK™ READY

Attach up to three lights on the front and centre AIR Poles. Switch the lights on/off and adjust the brightness remotely. Also suits poled awnings.



LIMPET™ READY

Pre-punched holes ready to attach the rear wall of the awning to the vehicle using Limpet Fix technology.



CLIMATE CONTROL

High and low level vents create airflow to ventilate your tent. Ventilation helps prevent condensation and improves comfort.



WATERPROOF

Tested to 200L/m² per hour to ensure that you are kept dry.



WEATHERSHIELD™ ALL-SEASON

Ultra-rugged and UV resistant All-Season material, perfect for touring in warmer climates and for use on a seasonal pitch. The fully breathable fabric is constructed to handle extremes of weather and has been tested in the wettest regions of Europe and the sunniest parts of Australia to ensure it never lets you down.



WEATHERSHIELD™ PRO

The iconic Dometic fabric used extensively throughout the awning range has proven quality in diverse environments. With the look and feel of a traditional fabric, but weighing far less, Weathershield™ Pro continues to be the definitive choice for tourers the world over.



WEATHERSHIELD™ PVC

Constructed with 400g/m² PVC, this super tough awning material is waterproof, long-lasting and easy to clean. Developed by Dometic for winter touring, Weathershield™ PVC is rated to -20 °C, more than a match for even the most extreme snowy conditions.



WEATHERSHIELD™ 150D

Extremely light and easy to handle, Weathershield™ 150D promises super-fast set-up and take-down every time. Highly durable and weather-resistant too, this lightweight material offers great value with no compromises.

ULTRAVIOLET PROTECTION FACTOR

An Ultraviolet Protection Factor (UPF) denotes how much solar ultraviolet radiation is reduced when passing through fabric. Dometic awning material allows only 1/50th of ultraviolet rays to pass through, ensuring you're protected and kept cool.

/ RALLY AIR PRO TG
/ RALLY AIR ALL-SEASON DA
/ RALLY AIR PRO DA

DRIVE -AWAY AWN INGS





DRIVE-AWAY ATTACHMENT OPTIONS

Dometic awnings are available in a range of heights, designed to fit vehicles from 220 to 300 cm in height. Specifically designed for secure attachment to most motorhomes, maximise your awnings performance and your enjoyment of it.

So which best suits you and your van? Let's look at the options: guy line, velcro loops and beading attachment methods are explained below.



GUY LINE

The quickest method. Throw the guy lines, attached to the top corners of the tunnel, over the vehicle and either peg down on the other side or tie to the wheels. To drive-away, simply untie/unpeg and throw them back over.



VELCRO LOOPS

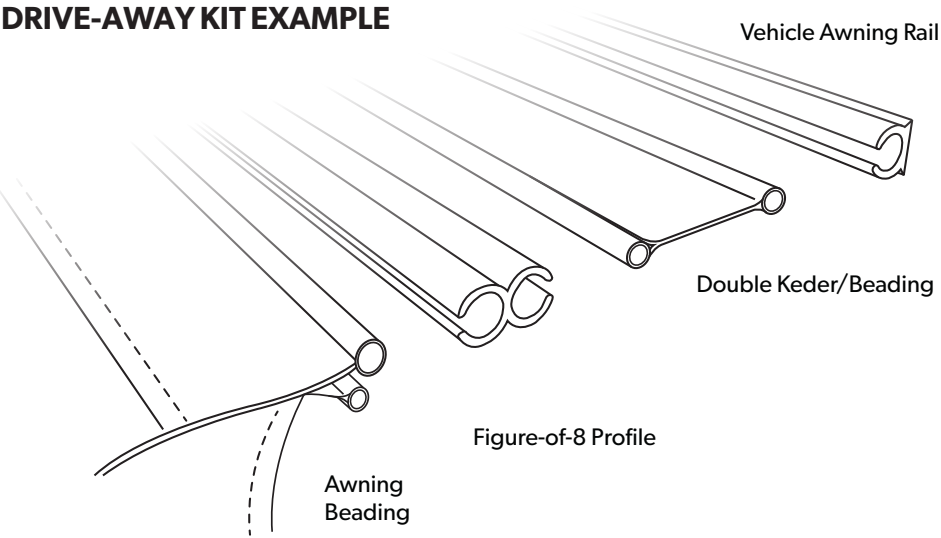
Velcro straps are quick to attach to your vehicle's roof rails, if available. Connected from the top edge of the tunnel to the rail, simply release the hoops and drive away.

DRIVE-AWAY KITS

Drive-away kits offer a secure way to attach your awning to your vehicle. Simply connect the figure-of-8 strip to the keder along one edge before attaching the pre-sewn awning beading along the other. To drive away, slide the figure-of-8 out of position and leave the awning free-standing on your pitch.



DRIVE-AWAY KIT EXAMPLE




TWIN DRIVE-AWAY KIT KEDER

Connect to the front channel of cassette awnings or a pre-installed awning rail. 4 mm and 6 mm twin keder drive-away kit. Available in 3 m and 4 m lengths.



MAGNETIC DRIVE-AWAY KIT

6 mm keder to magnetic system. Guying loops included (guy lines not included). 3 m length.



LIMPET™ SUCTION DRIVE-AWAY KIT

6 mm keder to Limpet™ Fix System. Supplied with six Limpet's. 3 m length.



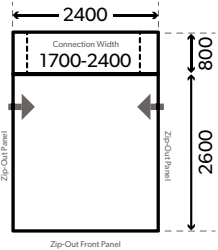
Purpose built to fit onto panel van conversions with a rear barn door, simply open doors and let the living area flow into the awning. The fully adjustable connecting tunnel can be quickly disconnected and left in place, while you explore the local area.



RALLY AIR PRO 240 TG

- Width: 240 cm
- Depth: 260 cm
- Weight: 26.3 kg
- Min weight: 17.38 kg

Ref. 9120000101
Barcode. 5060646163373



For full technical data, see p. 54

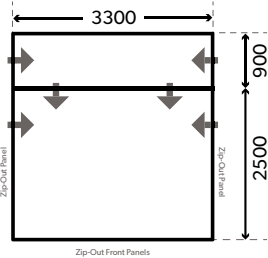


The Rally AIR All-Season 330 Drive-Away is quick to set up with Single Point Inflation AIR Frame technology. Combining rugged seasonal pitch material with zip-out front and side panels to use the awning veranda style.


RALLY AIR ALL-SEASON DA 330

- Width: 330 cm
- Depth: 250 cm
- Weight: 28 kg / 9.82 kg
- Min weight: 25.78 kg

Ref. 91200001136
Barcode. 5060646168262



ADJUSTABLE AWNING TUNNEL
Adjustable height rear tunnel to suit a wide range of vehicles. Webbing straps take up material slack to ensure a tight fit to your vehicle.



WEATHERSHIELD™ ALL-SEASON
Ultra-rugged and UV resistant material for touring in hot climates and seasonal use.



APEX VENTILATION
Ventilation improves comfort by increasing air circulation and reducing condensation.



FITTING HEIGHT
220 - 300 cm

RALLY AIR PRO DA

THE ULTIMATE DRIVE-AWAY AWNING

Designed to suit a wide range of vehicles, the Rally AIR DA allows you to leave your awning on site while you explore the local area. It's easy to set up too, thanks to the Single Point AIR Frame technology.



ADJUSTABLE AWNING TUNNEL

Adjustable height rear tunnel to suit a wide range of vehicles. Webbing straps take up material slack to ensure a tight fit to your vehicle.



SINGLE POINT INFLATION

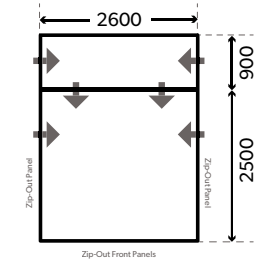
Conveniently inflate the entire AIR Frame from just one external inflation point.



RALLY AIR PRO 260 DA

- Width: 260 cm
- Depth: 250 cm
- Weight: 23.8 / 7.5 kg
- Min weight: 20.14 kg

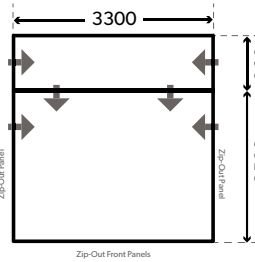
Ref. 9120001137
Barcode. 5060646168279



RALLY AIR PRO 330 DA

- Width: 330 cm
- Depth: 250 cm
- Weight: 25.72 / 8.08 kg
- Min weight: 24 kg

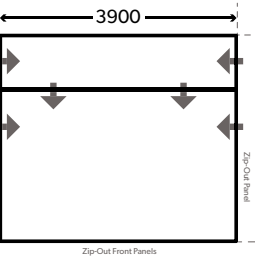
Ref. 9120001138
Barcode. 5060646168286



RALLY AIR PRO 390 DA

- Width: 390 cm
- Depth: 250 cm
- Weight: 27.1 / 9.06 kg
- Min weight: 21.96 kg

Ref. 9120001139
Barcode. 5060646168293



For full technical data, see p. 54



/ CLUB AIR ALL-SEASON
/ CLUB AIR PRO
/ GRANDE AIR ALL-SEASON
/ GRANDE AIR PRO
/ WINTER AIR
/ RALLY AIR ALL-SEASON
/ RALLY AIR PRO
/ LEGGERA AIR

STATIC AWNINGS





FITTING HEIGHTS
 S: 235 - 265 cm
 M: 265 - 295 cm
 L: 295 - 325 cm

CLUB AIR ALL-SEASON

THE AWNING FOR EVERY ENVIRONMENT

Ideal on a seasonal pitch or for touring in warmer climates. The Club AIR All-Season boasts a striking Dual-Pitch™ roof apex, offering a unique aesthetic and masses of headroom. Its 2.75 m depth means you'll never be short on space, while single-point inflation AIR Frame Technology makes the set up easy.



MULTI-HEIGHT SYSTEM

Height adjustable awning technology ensures fitment across multiple vehicle types.



INTEGRAL INFLATABLE CANOPY

Integral inflatable wet weather canopy with apex mesh ventilation.



APEX VENTILATION

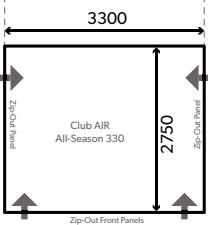
Ventilation improves comfort by increasing air circulation and reducing condensation.



NEW

CLUB AIR ALL-SEASON 330 S / M

- Width: 330 cm
- Depth: 275 cm



330 S
 Weight:
 27.8 / 8.74 kg
 Min weight: 22.14 kg
 Ref. 9120001104
 Barcode:
 5060646167944

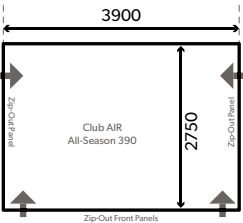
330 M
 Weight:
 28.7 / 8.74 kg
 Min weight: 23.84 kg
 Ref. 9120001105
 Barcode:
 5060646167951



NEW

CLUB AIR ALL-SEASON 390 S / M / L

- Width: 390 cm
- Depth: 275 cm



390 S
 Weight:
 29.4 / 9.44 kg
 Min weight: 24.38 kg
 Ref. 9120001106
 Barcode:
 5060646167968

390 M
 Weight:
 31.3 / 9.44 kg
 Min weight: 25.34 kg
 Ref. 9120001107
 Barcode:
 5060646167975

390 L
 Weight:
 31.9 / 9.44 kg
 Min weight: 26.1 kg
 Ref. 9120001108
 Barcode:
 5060646167982

For full technical data, see p. 54



OPTIONAL



CLUB AIR ALL-SEASON CANOPY

This optional front canopy simply zips onto the awning for additional overhead cover.

Club AIR All-Season 330 Canopy / Ref. 9120000058
 Club AIR All-Season 390 Canopy / Ref. 9120000057

For further details see p. 38



FITTING HEIGHTS
 S: 235 - 265 cm
 M: 265 - 295 cm
 L: 295 - 325 cm

CLUB AIR PRO

MODERN AWNING TECHNOLOGY MEETS CLASSIC STYLING

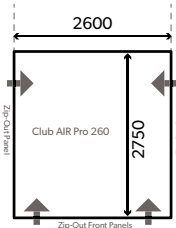
With its Dual-Pitch™ roof apex and integral canopy the Club AIR Pro is instantly recognizable. The clever front panel configuration offers two front doors, or simply unzip and remove the panels to open the awning up veranda style.



NEW

CLUB AIR PRO 260 S / M

- Width: 260 cm
- Depth: 275 cm



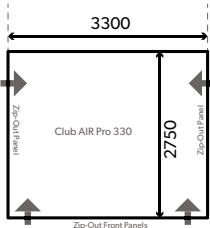
260 S	260 M
Weight: 26.5 kg	Weight: 26.8 kg
Min weight: 16.7 kg	Min weight: 17.26 kg
Ref. 9120001113	Ref. 9120001114
Barcode. 5060646168033	Barcode. 5060646168040



NEW

CLUB AIR PRO 330 S / M

- Width: 330 cm
- Depth: 275 cm



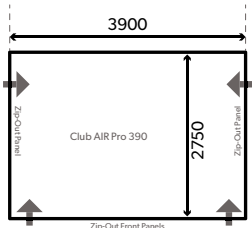
330 S	330 M
Weight: 27 kg	Weight: 28.6 kg
Min weight: 18.5 kg	Min weight: 18.6 kg
Ref. 9120001115	Ref. 9120001116
Barcode. 5060646168057	Barcode. 5060646168064



NEW

CLUB AIR PRO 390 S / M / L

- Width: 390 cm
- Depth: 275 cm



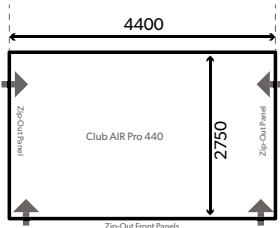
390 S	390 M	390 L
Weight: 28.7 kg	Weight: 24.1 / 6.84 kg	Weight: 24.8 / 6.84 kg
Min weight: 19.4 kg	Min weight: 19.6 kg	Min weight: 20.22 kg
Ref. 9120001117	Ref. 9120001118	Ref. 9120001119
Barcode. 5060646168071	Barcode. 5060646168088	Barcode. 5060646168095



NEW

CLUB AIR PRO 440 S / M

- Width: 440 cm
- Depth: 275 cm



440 S	440 M
Weight: 25.4 / 7.35 kg	Weight: 25.6 / 7.35 kg
Min weight: 20.66 kg	Min weight: 20.72 kg
Ref. 9120001120	Ref. 9120001121
Barcode. 5060646168101	Barcode. 5060646168118



For full technical data, see p. 54



MULTI-HEIGHT SYSTEM

Height adjustable awning technology ensures fitment across multiple vehicle types.



APEX VENTILATION

Ventilation improves comfort by increasing air circulation and reducing condensation.



DUAL KEDER

5 mm and 7 mm keder for fitment to caravans and motorhome cassette awnings.

GRANDE AIR ALL-SEASON

SPACIOUS TOURING ALL YEAR ROUND

Featuring ultra-rugged and UV resistant Weathershield™ All-Season material, this awning is perfectly suited to seasonal pitching and touring in extreme weather. We've tested this awning in the wettest regions of Europe to the sunniest parts of Australia – so it won't let you down.



GRANDE AIR ALL-SEASON 390 S / M

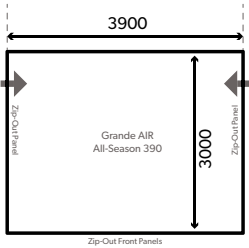
- Width: 390 cm
- Depth: 300 cm

390 S

Weight: 28.1 / 9.8 kg
Min weight: 26.8 kg
Ref. 9120001109
Barcode. 5060646167999

390 M

Weight: 29.6 / 9.8 kg
Min weight: 27.4 kg
Ref. 9120001110
Barcode. 5060646168002



For full technical data, see p. 54



MULTI-HEIGHT SYSTEM

Height adjustable awning technology ensures fitment across multiple vehicle types.



APEX VENTILATION

Ventilation improves comfort by increasing air circulation and reducing condensation.



EXTRA DEPTH

The near-vertical awning front and generous 3 m depth create an abundance of usable interior space.



FITTING HEIGHTS

S: 235 - 265 cm
M: 265 - 295 cm



GRANDE AIR PRO

DOUBLE THE LIVEABLE SPACE OF YOUR PITCH

FITTING HEIGHTS

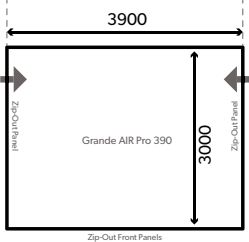
S: 235 - 265 cm
M: 265 - 295 cm



QuickPitch™ webbing straps, removable front panels, Weathershield™ Pro fabric and single point inflation technology make the Grande AIR Pro the perfect touring companion. Its generous 3 m depth and Dual-Pitch™ roof create a wonderful sense of space.

GRANDE AIR PRO 390 S / M

- Width: 390 cm
- Depth: 300 cm



390 S

Weight: 21.4 / 7.16 kg
Min weight: 17.66 kg
Ref. 9120001122
Barcode. 5060646168125

390 M

Weight: 23.1 / 7.16 kg
Min weight: 18.32 kg
Ref. 9120001123
Barcode. 5060646168132

For full technical data, see p. 54



INTERNAL RETURN

Dometic awnings have been designed from top to bottom to enhance your touring experience. The internal return is designed for use when attaching to a cassette awning, this effective feature ensures the best possible fit from your awning to your motorhome.

Simply undo the velcro tab and fold the rear bumper pads out to create a tight seal to the motorhome side, secure with optional rear upright poles.





WINTER AIR PVC 260

NOW THERE'S NO OFF-SEASON

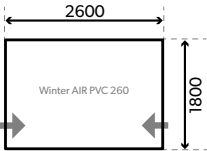


FITTING HEIGHT
 L: 250 - 265 cm

The world's first inflatable winter awning, Winter AIR PVC comes complete with snow support poles, a double mud wall, storm straps and tarzan pegs as standard. Its super tough Weathershield™ PVC material ensures this awning stands up to the most extreme snowy conditions.


WINTER AIR PVC 260 L

- Width: 260 cm
- Depth: 180 m
- Weight: 29.5 kg
- Min weight: 20.84 kg



Ref. 9120000008
 Barcode. 5060646163151

For full technical data, see p. 54



PREPARED FOR ANYTHING

The Winter AIR PVC has been designed from top to bottom to support your winter adventures. In anticipation of the demanding weather conditions you may face, the world's first purpose built inflatable winter awning has everything you need to thrive in the most challenging of conditions.

Included with the awning as standard:

- 2 x Rear upright poles
- 2 x Snow support poles
- Roof lining
- Storm straps
- Draught skirt
- Downdraught hand pump
- Tarzan pegs



FITTING HEIGHTS
 S: 235 - 265 cm
 M: 265 - 295 cm

RALLY AIR ALL-SEASON 260

FREEDOM TO EXPLORE

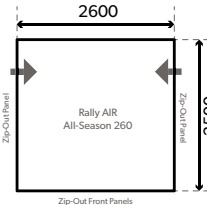


NEW

Ideal for compact motorhomes and weekend tourers. Wherever you roam, you can rely on this awning's rugged All-Season material and innovative inflatable frame technology.

RALLY AIR ALL-SEASON 260 S / M

- Width: 260 cm
- Depth: 250 cm



260 S
 Weight:
 28.8 kg
 Min weight: 16.32 kg
 Ref. 9120001111
 Barcode.
 5060646168019

260 M
 Weight:
 21.7 / 8.18 kg
 Min weight: 16.85 kg
 Ref. 9120001112
 Barcode.
 5060646168026

For full technical data, see p. 54



MULTI-HEIGHT SYSTEM

Height adjustable awning technology ensures fitment across multiple vehicle types.



DUAL KEDER

5 mm and 7 mm keder for fitment to caravans and motorhome cassette awnings.



ZIP-OUT FRONT PANELS

Front panels can be zipped out to reduce weight and to open the awning up.



RALLY AIR PRO

TOURING CHANGED FOREVER

Evolved to explore. The iconic Rally AIR Pro benefits from years of continuous design improvements and is packed full of the latest awning innovations to enhance your touring experience. Its

Weathershield™ Pro material, crystal clear windows and additional ventilation create a comfortable living space wherever you pitch-up.



MULTI-HEIGHT SYSTEM

Height adjustable awning technology ensures fitment across multiple vehicle types.



APEX VENTILATION

Ventilation improves comfort by increasing air circulation and reducing condensation.



ZIP-OUT FRONT PANELS

Front panels can be zipped out to reduce weight and to open the awning up.



NEW

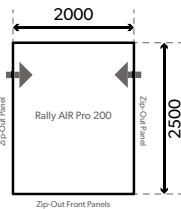


RALLY AIR PRO 200 S

- Width: 200 cm
- Depth: 250 cm

200 S

Weight: 19 kg
 Min weight: 10.28 kg
 Ref. 9120001126
 Barcode. 5060646168163



NEW



RALLY AIR PRO 260 S / M

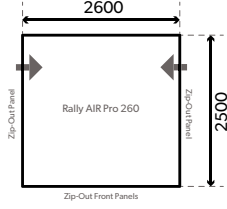
- Width: 260 cm
- Depth: 250 cm

260 S

Weight: 23.1 kg
 Min weight: 13.45 kg
 Ref. 9120001127
 Barcode. 5060646168170

260 M

Weight: 23.4 kg
 Min weight: 13.68 kg
 Ref. 9120001128
 Barcode. 5060646168187



NEW



RALLY AIR PRO 330 S / M

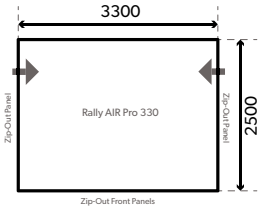
- Width: 330 cm
- Depth: 250 cm

330 S

Weight: 24.64 kg
 Min weight: 14.12 kg
 Ref. 9120001129
 Barcode. 5060646168194

330 M

Weight: 24 kg
 Min weight: 14.34 kg
 Ref. 9120001130
 Barcode. 5060646168200



NEW



RALLY AIR PRO 390 S / M

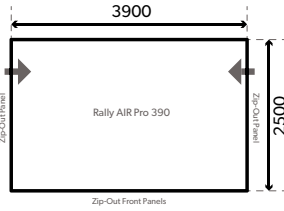
- Width: 390 cm
- Depth: 250 cm

390 S

Weight: 26.2 kg
 Min weight: 15.1 kg
 Ref. 9120001131
 Barcode. 5060646168217

390 M

Weight: 26.6 kg
 Min weight: 15.32 kg
 Ref. 9120001132
 Barcode. 5060646168224



For full technical data, see p. 54



NEW

FITTING HEIGHT
 S: 235 - 265 cm

LEGGERA AIR

MOBILE TOURING JUST GOT EASIER

The Leggera AIR's featherweight Weathershield™ 150D polyester material and a compact 2.4 m depth makes this awning perfect for
 tourers seeking a high-quality, lightweight inflatable awning.



DUAL KEDER
 5 mm and 7 mm keder for fitment to caravans and motorhome cassette awnings.



MULTI-HEIGHT SYSTEM
 Height adjustable awning technology ensures fitment across multiple vehicle types.

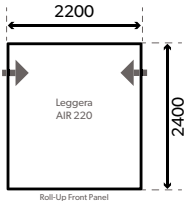


APEX VENTILATION
 Ventilation improves comfort by increasing air circulation and reducing condensation.



LEGGERA AIR 220 S

- Width: 220 cm
- Depth: 240 cm
- Weight: 9.85 kg
- Min weight: 7.85 kg

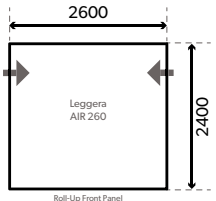


Ref. 9120001133
 Barcode. 5060646168231



LEGGERA AIR 260 S

- Width: 260 cm
- Depth: 240 cm
- Weight: 10.5 kg
- Min weight: 8.09 kg



Ref. 9120001134
 Barcode. 5060646168248

For full technical data, see p. 54



OPTIONAL



LEGGERA AIR CANOPY

This optional front canopy simply zips onto the awning for additional overhead cover.

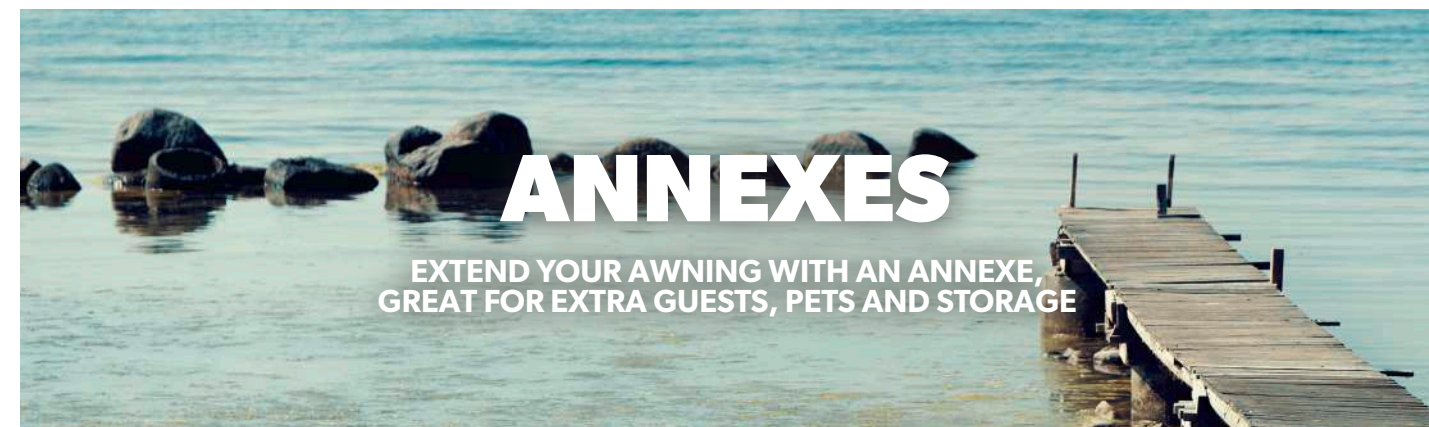
Canopy 220 / Ref. 9120000289
 Canopy 260 / Ref. 9120000288

For further details, see p. 38



/ ANNEXES
/ CANOPIES
/ SIDE WINGS
/ ROOF LININGS
/ ROOF COVERS
/ MESH PANEL SETS
/ BESPOKE AWNING EQUIPMENT

ACCESSORIES



ALL-SEASON AIR TALL ANNEXE

- Width: 190 cm
- Depth: 180 cm
- Weight: 10.9 kg

Ref. 9120001169
Barcode. 5060646168590



PRO AIR CONSERVATORY

- Width: 190 cm
- Depth: 180 cm
- Weight: 9.6 kg

Ref. 9120000052
Barcode. 5060444799149



PRO AIR TALL ANNEXE

- Width: 190 cm
- Depth: 180 cm
- Weight: 7.72 kg

Ref. 9120001170
Barcode. 5060646168606



PRO AIR ANNEXE

- Width: 220 cm
- Depth: 180 cm
- Weight: 6.8 kg

Ref. 9120000051
Barcode. 5060444790269



PRO ANNEXE

- Width: 220 cm
- Depth: 180 cm
- Weight: 6.58 kg

Ref. 9120000056
Barcode. 5060145405271

CANOPIES

OPTIONAL FRONT CANOPIES SIMPLY ZIP ONTO YOUR AWNING FOR ADDITIONAL OVERHEAD COVER



CLUB AIR ALL-SEASON CANOPY

330

- Width: 330 cm
- Depth: 240 cm
- Weight: 6.4 kg

Ref. 9120000058
Barcode. 5060646163335

390

- Width: 390 cm
- Depth: 240 cm
- Weight: 7.36 kg

Ref. 9120000057
Barcode. 5060646163328



LEGGERA AIR CANOPY

220

- Width: 150 cm
- Depth: 145 cm
- Weight: 2.1 kg

Ref. 9120000289
Barcode. 5060646163809

260

- Width: 190 cm
- Depth: 145 cm
- Weight: 2.3 kg

Ref.9120000288
Barcode. 5060646163793



CLUB AIR PRO CANOPY

260

- Width: 260 cm
- Depth: 240 cm
- Weight: 4.5 kg

Ref. 9120001172
Barcode. 5060646168620

330

- Width: 330 cm
- Depth: 240 cm
- Weight: 5.12 kg

Ref. 9120000061
Barcode. 5060646163366

390

- Width: 390 cm
- Depth: 240 cm
- Weight: 5.74 kg

Ref. 9120000060
Barcode. 5060646163359

440

- Width: 440 cm
- Depth: 240 cm
- Weight: 6.13 kg

Ref. 9120001171
Barcode. 5060646168613



Model	Side Wing	Width	Height	Weight	Ref.	Barcode
Club/Ace Pro	Side Wing LH S	240 cm	235 - 265 cm	13.52 kg	9120001149	5060646168392
	Side Wing RH S	240 cm	235 - 265 cm	13.52 kg	9120001150	5060646168408
Club Pro	Side Wing LH M	240 cm	265 - 295 cm	13.76 kg	9120001151	5060646168415
	Side Wing RH M	240 cm	265 - 295 cm	13.76 kg	9120001152	5060646168422
	Side Wing LH L	240 cm	295 - 325 cm	14 kg	9120001153	5060646168439
	Side Wing RH L	240 cm	295 - 325 cm	14 kg	9120001154	5060646168446
Grande Pro	Side Wing LH S	240 cm	235 - 265 cm	13.36 kg	9120001155	5060646168453
	Side Wing RH S	240 cm	235 - 265 cm	13.36 kg	9120001156	5060646168460
	Side Wing LH M	240 cm	265 - 295 cm	13.6 kg	9120001157	5060646168477
	Side Wing RH M	240 cm	265 - 295 cm	13.6 kg	9120001158	5060646168484
Club All-Season	Side Wing LH S	240 cm	235 - 265 cm	16.2 kg	9120001159	5060646168491
	Side Wing RH S	240 cm	235 - 265 cm	16.2 kg	9120001160	5060646168507
	Side Wing LH M	240 cm	265 - 295 cm	16.8 kg	9120001161	5060646168514
	Side Wing RH M	240 cm	265 - 295 cm	16.8 kg	9120001162	5060646168521
	Side Wing LH L	240 cm	295 - 325 cm	17.36 kg	9120001163	5060646168538
	Side Wing RH L	240 cm	295 - 325 cm	17.36 kg	9120001164	5060646168545
Grande All-Season	Side Wing LH S	240 cm	235 - 265 cm	16.56 kg	9120001165	5060646168552
	Side Wing RH S	240 cm	235 - 265 cm	16.56 kg	9120001166	5060646168569
	Side Wing LH M	240 cm	265 - 295 cm	16.8 kg	9120001167	5060646168576
	Side Wing RH M	240 cm	265 - 295 cm	16.8 kg	9120001168	5060646168583



POLED WINDBREAKS

VITAL PROTECTION FROM THE WIND

The Pro Windbreak is the perfect addition to make your awning more comfortable. Quick to set-up and supported with adjustable support

bars. Its full aluminium frame is lightweight and corrosion-resistant.



PRO WINDBREAK 1
WB0007

- Length: 153 cm
- Height: 140 cm
- Pack size (L x W x H cm): 105 x 17 x 11
- Weight: 3.62 kg

Ref. 9120000355
Barcode. 5060540048394



PRO WINDBREAK 3
WB0001

- Length: 460 cm
- Height: 140 cm
- Pack size (L x W x H cm): 105 x 17 x 18
- Weight: 10.7 kg

Ref. 9120000356
Barcode. 5060540045690



PRO WINDBREAK 5
WB0002

- Length: 765 cm
- Height: 140 cm
- Pack size (L x W x H cm): 105 x 19 x 21
- Weight: 16.3 kg

Ref. 9120000357
Barcode. 5060540045706



PRO WINDBREAK DOOR
WB0003

- Length: 100 cm
- Height: 125 cm
- Pack size (L x W x H cm): 55 x 8 x 8
- Weight: 1.06 kg

Ref. 9120000358
Barcode. 5060540045713



**SUPPORT
POLES**
WB0006

Ref. 9120000361
Barcode. 5060540047618



INFLATABLE WINDBREAKS

THE WORLD’S FIRST

Never has a windbreak been so easy to set-up. Simply peg and pump to enjoy the AIR Break's free-standing protection. You can even connect it to the front of your Dometic awning to create a fully enclosed area – great for keeping dogs in.



SINGLE POINT
INFLATION



AIR BREAK ALL-SEASON 3

- Length: 620 cm
- Height: 140 cm
- Pack size (L x W x H cm): 85 x 31 x 25
- Weight: 8.92 kg

Ref. 9120000290
Barcode. 5060646163816



AIR BREAK ALL-SEASON 5

- Length: 840 cm
- Height: 140 cm
- Pack size (L x W x H cm): 85 x 31 x 29
- Weight: 12.18 kg

Ref. 9120000291
Barcode. 5060646163823



AIR BREAK PRO 3

- Length: 620 cm
- Height: 140 cm
- Pack size (L x W x H cm): 85 x 31 x 19
- Weight: 8.26 kg

Ref. 9120000280
Barcode. 5060540045720



AIR BREAK PRO 5

- Length: 840 cm
- Height: 140 cm
- Pack size (L x W x H cm): 85 x 31 x 25
- Weight: 10.8 kg

Ref. 9120000354
Barcode. 5060540045737

ROOF LININGS

INSULATE THE ROOF AND REGULATE THE INTERIOR TEMPERATURE.
ZIPPED OPENINGS PROVIDE OPTIONAL SKY LIGHT COVER



Recommended for early and late season use to minimise the effects of condensation.

Model	Ref.	Barcode
Rally AIR 200 S	9120001174	5060646168644
Rally AIR 260 S/M	9120001175	5060646168651
Rally AIR 330 S/M	9120001176	5060646168668
Rally AIR 390 S/M	9120001177	5060646168675
Club AIR 260 S/M	9120001180	5060646168705
Club AIR 330 S/M	9120001181	5060646168712
Club AIR 390 S/M/L	9120001182	5060646168729
Club AIR 440 S/M	9120001183	5060646168736
Grande AIR 390 S/M	9120001184	5060646168743
Rally AIR 260 DA	9120001300	5060646169900
Rally AIR 330 DA	9120001301	5060646169917
Rally AIR 390 DA	9120001302	5060646169924
Rally AIR 240 TG	9120000187	5060646163465

SOLAR SHADE

EASILY ZIP ONTO YOUR AWNING ROOF TO HELP KEEP YOU COOL, PROTECT FROM BIRD DROPPINGS AND BLOCK UV RAYS

NEW

Model	Ref.	Barcode
Solar Shade 200	9120001186	5060646168767
Solar Shade 260	9120001187	5060646168774
Solar Shade 330	9120001188	5060646168781
Solar Shade 390	9120001189	5060646168798
Solar Shade 400	9120001190	5060646168804
Solar Shade 440	9120001191	5060646168811
Solar Shade 500	9120001192	5060646168828



MESH PANEL SETS

SIMPLY ZIP THE MESH IN BEHIND THE AWNING PANEL TO KEEP INSECTS OUT AND ADD SHADED COMFORT

Model	Ref.	Barcode
Club AIR 260	9120001194	5060646168842
Club AIR 330	9120000193	5060540045744
Club AIR 390	9120000192	5060540045751
Club AIR 440	9120001193	5060646168835
Rally AIR 200	9120000197	5060444792478
Rally AIR 260	9120000196	5060444792485
Rally AIR 330	9120000195	5060444792492
Rally/Grande AIR 390	9120000194	5060444792508
Rally AIR 240 TG	9120000199	5060646163489

INNER TENTS

CONVENIENTLY ADD SLEEPING SPACE TO YOUR AWNING WITH A BREATHABLE INNER TENT

Model	Width	Height	Weight	Ref.	Barcode
Universal	120 cm	225 cm	1.62 kg	9120000330	5060444793390
Rally AIR 240 TG	145 cm	245 cm	3.13 kg	9120000203	5060646163526



CARPETS & FOOTPRINTS

TRANSFORM YOUR AWNING INTO A TRUE EXTENSION OF YOUR VEHICLE’S INTERIOR SPACE



CARPETS
Each carpet is hard-wearing, breathable, UV stabilised and tailored to your awning.

Model	Continental Carpet	Easy Tread Carpet	Ref.	Barcode
Rally 200	●	-	9120000293	5060444792843
	-	●	9120000318	5060145395886
Rally 260	●	-	9120000294	5060444792850
	-	●	9120000319	5060145395893
Rally 330	●	-	9120000295	5060444792867
	-	●	9120000320	5060145399778
Rally 390	●	-	9120000296	5060444792874
	-	●	9120000321	5060145395909
Grande 390	●	-	9120000298	5060444799712
Grande EXT	●	-	9120000299	5060540045270
Club 260	●	-	9120001198	5060646168880
Club 330	●	-	9120000304	5060540045225
Club 390	●	-	9120000305	5060540045232
Club 440	●	-	9120001199	5060646168897
Club EXT	●	-	9120000307	5060540045256
Winter 260	●	-	9120000283	5060646163748
Rally 240 TG	●	-	9120000284	5060646163755
Leggera 220	●	-	9120000285	5060646163762
Leggera 260	●	-	9120000286	5060646163779
Annexe	●	-	9120000287	5060646163786

FOOTPRINTS
Tough non-breathable awning footprints reduce condensation when pitched on wet ground.

Model	Ref.	Barcode
Rally 200	9120000363	5060646163892
Rally 260	9120000364	5060646163908
Rally 330	9120000365	5060646163915
Rally 390	9120000366	5060646163922
Grande 390	9120000368	5060646163946
Grande EXT	9120000369	5060646163953
Club 260	9120001207	5060646168972
Club 330	9120000374	5060646164004
Club 390	9120000375	5060646164011
Club 440	9120001208	5060646168989
Club EXT	9120000377	5060646164035
Winter 260	9120000383	5060646164097
Rally 240 TG	9120000384	5060646164103
Leggera 220	9120000385	5060646164110
Leggera 260	9120000386	5060646164127
Annexe	9120000387	5060646164134





DELUXE REAR UPRIGHT POLE SET



Adjustable aluminium rear upright poles create a seal between the awning bumper pads and the motorhome.

Ref. 9120000415
Barcode. 5060444793628

CARRY BAG
Ref. 9120000416
Barcode. 5060540042613

DELUXE CANOPY POLE SET



Aluminium construction prevents corrosion and reduces weight. Fully adjustable canopy pole set suits canopies from 90-230 cm high.

Ref. 9120000436
Barcode. 5060646164219

VERANDA POLE



Adjustable aluminium veranda pole allows you to open your awning windows to your desired position, letting in fresh air when you need it.

Ref. 9120001210
Barcode. 5060646169009



REAR UPRIGHT POLE S-M / L



Improve your awning's fit to the motorhome and reduce noise in windy conditions. These adjustable aluminium rear upright poles create a seal between the awning bumper pads and the motorhome body.

REAR UPRIGHT POLE S-M
Ref. 9120001211
Barcode. 5060646169016

REAR UPRIGHT POLE L
Ref. 9120001212
Barcode. 5060646169023

GALE ELECTRIC PUMP



12V electric pump. Suitable for all AIR Frame products.

Ref. 9120000437
Barcode. 5060444793635

CARRY BAG
Ref. 9120000438
Barcode. 5060540046147

DOWNDRAUGHT 2.2



2.2 l one-way manual hand pump supplied with all Single Point Inflation AIR awnings.

Ref. 9120000439
Barcode. 5060444794595

LIMPET™ FIX KIT



An ingenious way of attaching the rear wall of your awning to your vehicle.

Ref. 9120000424
Barcode. 5060444793604

LIMPET™ HOLE PUNCH
Ref. 9120000425
Barcode. 5060444793611

TWIN DRIVEAWAY KIT



4 mm and 6 mm twin keder drive-away kit.

3 M
Ref. 9120000411
Barcode. 5060646164196

4 M
Ref. 9120000412
Barcode. 5060646164202

MAGNETIC DRIVEAWAY KIT



6 mm keder to magnetic system. 3m Length.

Ref. 9120000421
Barcode. 5060540040138

LIMPET™ SUCTION DRIVEAWAY KIT



6 mm keder to Limpet™ Fix System. Supplied with six Limpet's. 3 m length.

Ref. 9120000419
Barcode. 5060444793819

KEDER



6MM TO 4MM 30M
AC0314
Ref. 9120000413
Barcode. 5060145403260
6MM TO 6MM 30M
AC0316
Ref. 9120000429
Barcode. 5060145403277

AWNING DE-FLAPPER AC0378



Helps stop your awning flapping in the wind.

Ref. 9120000423
Barcode. 5060540040145

PACKING PADS CE7300



Fills the gap in-between the end of the awning AIR Poles and your vehicle.

Ref. 9120000426
Barcode. 5060444792164



SINGLE WHEEL ARCH COVER

- Width: 75cm
- Height: 50cm

GREY AC0330
Ref. 9120000400
Barcode. 5060444793567

BLACK AC0331
Ref. 9120000401
Barcode. 5060444793574

DOUBLE WHEEL ARCH COVER

- Width: 150cm
- Height: 50cm

GREY AC0332
Ref. 9120000402
Barcode. 5060444793581

BLACK AC0333
Ref. 9120000403
Barcode. 5060444793598

FIGURE OF 8 EXTRUSION PACK AC0325



Ref. 9120000420
Barcode. 5060444793734

AWNING & VEHICLE PROTECTOR AC0414



Protects your awning or vehicle from straps and guylines rubbing.

Ref. 9120000422
Barcode. 5060540047601

AWNING RAIL STOPPER

Simply screw into your awning rail to prevent awnings sliding along the rail. Twin pack.



6MM AC0301
Ref. 9120000409
Barcode. 5060145401594

7MM AC0302
Ref. 9120000410
Barcode. 5060646164189



SABRELINK™ 150

Link up to three lights together. Operated using a remote control to adjust brightness and turn on/off.



Model size	Ref.	Barcode
Starter Kit	9120000337	5060444790580
Starter Kit EU	9120000338	5060444790597
Add-On Kit	9120000339	5060444790603
Connection Lead	9120000341	5060540046291
12V Adaptor Lead	9120000342	5060444792126
SABRELINK™ 150 Carry Bag	9120000340	5060540041166

DRAUGHT SKIRTS

Protects from draughts coming under your vehicle. Can fix to the vehicle through our Limpet™ Fix System.

Model size	Ref.	Barcode
NEW Dual Fix Draught Skirt - 200 cm	9120001451	5056446101448
NEW Dual Fix Draught Skirt - 220 cm	9120001452	5056446101455
NEW Dual Fix Draught Skirt - 260 cm	9120001453	5056446101462
NEW Dual Fix Draught Skirt - 330 cm	9120001454	5056446101479
NEW Dual Fix Draught Skirt - 390/400 cm	9120001455	5056446101486
NEW Dual Fix Draught Skirt - 440 cm	9120001456	5056446101493
NEW Dual Fix Draught Skirt - 500 cm	9120001457	5056446101509
Dual Fix Draught Skirt - 50 m	9120000396	5060444795257
Pro Organiser Skirt	9120000391	5060540040114



OTHER ACCESSORIES


Model size	Ref.	Barcode
Storm Tie Down Kit - Green	9120000389	5060646164165
Storm Tie Down Kit - Grey	9120000390	5060646164172
Easy Awning Pulley	9120000404	5060540040121
AccessoryTrack™ Awning Organiser	9120000325	5060145404120
AccessoryTrack™ Pro Awning Organiser	9120000326	5060540042729
AccessoryTrack™ Hanging Rail	9120000328	5060145403222
Awning Hanging Rail	9120000327	5060145399228
Repair Tape - 50 x 7.5 cm	9120000440	5060145400061
Repair Tape - 30 m	9120000441	5060145400078
Repair Solution - 3 x 5g tubes	9120000442	5060145400115
Seam Sealant - 1 x 60ml	9120000443	5060145400122
Inflatable Repair Kit	9120000444	5060145400108
Tent & Awning Repair Kit	9120000445	5060145400139




TECHNICAL DATA




TECHNICAL DATA		
INFLATABLE DRIVE-AWAY AWNINGS	RALLY AIR PRO 240 TG	RALLY AIR ALL-SEASON 330 DA
Product name	Rally AIR Pro 240 TG	Rally AIR All-Season 330 DA
Ref.	9120000101	9120001136
Awning width (cm)	240	330
Awning depth (cm)	260	250
Highest point at front (cm)	185	185
Connection height (cm)	220 - 275	220 - 300
Pack size (L x W x H cm)	99 x 56 x 35	99 x 56 x 39 / 99 x 13 x 33
Weight (kg)	26.3	28 / 9.82
Min. Weight (kg)	17.38	25.78
Material	Weathershield™ Pro	Weathershield™ All-Season
/ Key features		
Single Point Inflation	•	•
Dual-Pitch™ roof system	•	•
QuickPitch™ guying system	•	•
SabreLink™ ready	•	•
Flyscreen panels	RH window LH & RH doors	RH window LH & RH doors
Zip-out front panels	–	•
Roll-to-side front panels	•	•
Zip-out side panels	•	•
Curtains / Blinds	Curtains	Curtains
Door in tunnel	–	Two
/ Scope of delivery		
Hand pump	•	•
Pegs	•	•
Connection straps	•	•
Storm straps	–	•
Carry bag	•	•
/ Optional extras		
All-Season AIR tall annexe	–	9120001169
Pro AIR tall annexe	9120001170	–
Pro AIR annexe	9120000051	–
Pro AIR conservatory	9120000052	–
Roof lining	9120000187	9120001301
Solar shade	–	9120001188
Mesh panel set	9120000199	9120000195
Inner tent	9120000203	9120000330
Continental carpet	9120000284	9120000295
Easy tread carpet	–	9120000320
Footprint	9120000384	9120000365
Veranda pole	–	9120001210



	RALLY AIR PRO DA	
Rally AIR Pro 260 DA	Rally AIR Pro 330 DA	Rally AIR Pro 390 DA
9120001137	9120001138	9120001139
260	330	390
250	250	250
185	185	185
220 - 300	220 - 300	220 - 300
99 x 56 x 31 / 99 x 13 x 33	97 x 54 x 33 / 97 x 11 x 33	99 x 56 x 37 / 99 x 13 x 33
23.8 / 7.5	25.72 / 8.08	27.1 / 9.06
20.14	24	21.96
Weathershield™ Pro		
•		
•		
•		
•		
•	RH window LH & RH doors	
•		
–		
•		
	Curtains	
	Two	
•		
•		
•		
•		
•		
–	–	–
9120001170	9120001170	9120001170
9120000051	9120000051	9120000051
9120000052	9120000052	9120000052
9120001300	9120001301	9120001302
9120001187	9120001188	9120001189
9120000196	9120000195	9120000194
9120000330	9120000330	9120000330
9120000294	9120000295	9120000296
9120000319	9120000320	9120000321
9120000364	9120000365	9120000366
9120001210	9120001210	9120001210



TECHNICAL DATA		
	INFLATABLE AWNINGS	
CLUB AIR ALL-SEASON		
Product name	Club AIR All-Season 330 S	Club AIR All-Season 330 M
Ref. no.	9120001104	9120001105
Awning width (cm)	330	330
Awning depth (cm)	275	275
Highest point at front (cm)	220	220
Connection height (cm)	235 - 265	265 - 295
Pack size (L x W x H cm)	99 x 56 x 37 / 99 x 13 x 33	99 x 56 x 37 / 99 x 13 x 33
Weight (kg)	27.8 / 8.74	28.7 / 8.74
Min. weight* (kg)	22.14	23.84
Material	Weathershield™ All-Season	
/ Key features		
Single Point Inflation™	•	
Dual-Pitch™ roof system	•	
QuickPitch™ guying system	•	
Limpet™ ready	•	
SabreLink™ ready	•	
Flyscreen panels	RH window LH & RH doors	
Zip-out front panels	•	
Zip-out side panels	•	
Curtains / Blinds	Curtains	
/ Scope of delivery		
Hand pump	•	
Pegs	•	
Carry bag	•	
/ Optional extras		
All-Season AIR tall annexe	9120001169	9120001169
Canopy	9120000058	9120000058
Side Wing	LH: 9120001159 / RH: 9120001160	LH: 9120001161 / RH: 9120001162
Roof lining	9120001181	9120001181
Solar Shade	9120001188	9120001188
Mesh panel set	9120000193	9120000193
Inner tent	9120000330	9120000330
Continental carpet	9120000304	9120000304
Footprint	9120000374	9120000374
AccessoryTrack™	9120000328	9120000328

Club AIR All-Season 390 S	Club AIR All-Season 390 M	Club AIR All-Season 390 L
9120001106	9120001107	9120001108
390	390	390
275	275	275
220	220	220
235 - 265	265 - 295	295 - 325
99 x 56 x 37 / 99 x 13 x 33	99 x 56 x 39 / 99 x 13 x 33	99 x 56 x 39 / 99 x 13 x 33
29.4 / 9.44	31.3 / 9.44	31.9 / 9.44
24.38	25.34	26.1
Weathershield™ All-Season		
•		
•		
•		
•		
•		
RH window LH & RH doors		
•		
•		
Curtains		
•		
•		
•		
9120001169	9120001169	9120001169
9120000057	9120000057	9120000057
LH: 9120001159 / RH: 9120001160	LH: 9120001161 / RH: 9120001162	LH: 9120001163 / RH: 9120001164
9120001182	9120001182	9120001182
9120001189	9120001189	9120001189
9120000192	9120000192	9120000192
9120000330	9120000330	9120000330
9120000305	9120000305	9120000305
9120000375	9120000375	9120000375
9120000328	9120000328	9120000328

<div>TECHNICAL DATA</div> <div></div>				
INFLATABLE AWNINGS				
CLUB AIR PRO				
Product name	Club AIR Pro 260 S	Club AIR Pro 260 M	Club AIR Pro 330 S	Club AIR Pro 330 M
Ref. no.	9120001113	9120001114	9120001115	9120001116
Awning width (cm)	260	260	330	330
Awning depth (cm)	275	275	275	275
Highest point at front (cm)	220	220	220	220
Connection height (cm)	235 - 265	265 - 295	235 - 265	265 - 295
Pack size (L x W x H cm)	99 x 56 x 31	99 x 56 x 33	99 x 56 x 33	99 x 56 x 33
Weight (kg)	26.5	26.8	27	28.6
Min. weight* (kg)	16.7	17.26	18.5	18.6
Material	Weathershield™ Pro			
/ Key features				
Single Point Inflation™	•			
Dual-Pitch™ roof system	•			
QuickPitch™ guying system	•			
Limpet™ ready	•			
SabreLink™ ready	•			
Flyscreen panels	RH window LH & RH doors			
Zip-out front panels	•			
Zip-out side panels	•			
Curtains / Blinds	Curtains			
/ Scope of delivery				
Hand pump	•			
Pegs	•			
Carry bag	•			
/ Optional extras				
Pro AIR tall annexe	9120001170	9120001170	9120001170	9120001170
Pro AIR annexe	9120000051	9120000051	9120000051	9120000051
Pro AIR conservatory	9120000052	9120000052	9120000052	9120000052
Canopy	9120001172	9120001172	9120000061	9120000061
Side Wing	LH: 9120001149 RH: 9120001150	LH: 9120001151 RH: 9120001152	LH: 9120001149 RH: 9120001150	LH: 9120001151 RH: 9120001152
Roof lining	9120001180	9120001180	9120001181	9120001181
Solar Shade	9120001187	9120001187	9120001188	9120001188
Mesh panel set	9120001194	9120001194	9120000193	9120000193
Inner tent	9120000330	9120000330	9120000330	9120000330
Continental carpet	9120001198	9120001198	9120000304	9120000304
Footprint	9120001207	9120001207	9120000374	9120000374
AccessoryTrack™	9120000328	9120000328	9120000328	9120000328


Club AIR Pro 390 S	Club AIR Pro 390 M	Club AIR Pro 390 L	Club AIR Pro 440 S	Club AIR Pro 440 M
9120001117	9120001118	9120001119	9120001120	9120001121
390	390	390	440	440
275	275	275	275	275
220	220	220	220	220
235 - 265	265 - 295	295 - 325	235 - 265	265 - 295
99 x 56 x 33	99 x 56 x 33 / 99 x 13 x 33	99 x 56 x 33 / 99 x 13 x 33	99 x 56 x 33 / 99 x 13 x 33	99 x 56 x 35 / 99 x 13 x 33
28.7	24.1 / 6.84	24.8 / 6.84	25.4 / 7.35	25.6 / 7.35
19.4	19.6	20.22	20.66	20.72
Weathershield™ Pro				
•				
•				
•				
•				
•				
RH window LH & RH doors				
•				
•				
Curtains				
•				
•				
•				
9120001170	9120001170	9120001170	9120001170	9120001170
9120000051	9120000051	9120000051	9120000051	9120000051
9120000052	9120000052	9120000052	9120000052	9120000052
9120000060	9120000060	9120000060	9120001171	9120001171
LH: 9120001149 RH: 9120001150	LH: 9120001151 RH: 9120001152	LH: 9120001153 RH: 9120001154	LH: 9120001149 RH: 9120001150	LH: 9120001151 RH: 9120001152
9120001182	9120001182	9120001182	9120001183	9120001183
9120001189	9120001189	9120001189	9120001190	9120001190
9120000192	9120000192	9120000192	9120001193	9120001193
9120000330	9120000330	9120000330	9120000330	9120000330
9120000305	9120000305	9120000305	9120001199	9120001199
9120000375	9120000375	9120000375	9120001208	9120001208
9120000328	9120000328	9120000328	9120000328	9120000328

TECHNICAL DATA				
	GRANDE AIR ALL-SEASON		GRANDE AIR PRO	
INFLATABLE AWNINGS				
Product name	Grande AIR All-Season 390 S	Grande AIR All-Season 390 M	Grande AIR Pro 390 S	Grande AIR Pro 390 M
Ref. no.	9120001109	9120001110	9120001122	9120001123
Awning width (cm)	390	390	390	390
Awning depth (cm)	300	300	300	300
Highest point at front (cm)	185	185	185	185
Connection height (cm)	235 - 265	265 - 295	235 - 265	265 - 295
Pack size (L x W x H cm)	99 x 56 x 35 / 99 x 13 x 33	99 x 56 x 37 / 99 x 13 x 33	99 x 56 x 33 / 99 x 13 x 33	99 x 56 x 33 / 99 x 13 x 33
Weight (kg)	28.1 / 9.8	29.6 / 9.8	21.4 / 7.16	23.1 / 7.16
Min. weight* (kg)	26.8	27.4	17.66	18.32
Material	Weathershield™ All-Season		Weathershield™ Pro	
/ Key features				
Single Point Inflation™	•		•	
Dual-Pitch™ roof system	•		•	
QuickPitch™ guying system	•		•	
Limpet™ ready	•		•	
SabreLink™ ready	•		•	
Double mud wall	–		–	
Flyscreen panels	RH window / LH & RH doors		RH window / LH & RH doors	
Zip-out front panels	•		•	
Zip-out side panels	•		•	
Curtains / Blinds	Curtains		Curtains	
Triple beading	–		–	
/ Scope of delivery				
Hand pump	•		•	
Pegs	•		•	
Carry bag	•		•	
Storm straps	–		–	
Roof lining	–		–	
Snow support poles	–		–	
Rear upright poles	–		–	
/ Optional extras				
All-Season AIR tall annexe	9120001169	9120001169	–	–
Pro AIR tall annexe	–	–	9120001170	9120001170
Pro AIR annexe	–	–	9120000051	9120000051
Pro AIR conservatory	–	–	9120000052	9120000052
Side Wing	LH: 9120001165 RH: 9120001166	LH: 9120001167 RH: 9120001168	LH: 9120001155 RH: 9120001156	LH: 9120001157 RH: 9120001158
Roof lining	9120001184	9120001184	9120001184	9120001184
Solar Shade	9120001189	9120001189	9120001189	9120001189
Mesh panel set	9120000194	9120000194	9120000194	9120000194
Inner tent	9120000330	9120000330	9120000330	9120000330
Continental carpet	9120000298	9120000298	9120000298	9120000298
Easy Tread carpet	–	–	–	–
Footprint	9120000368	9120000368	9120000368	9120000368
AccessoryTrack™	9120000328	9120000328	9120000328	9120000328


			
WINTER AIR PVC		RALLY AIR ALL-SEASON	
Winter AIR PVC 260 L		Rally AIR All-Season 260 S	Rally AIR All-Season 260 M
9120000008		9120001111	9120001112
260		260	260
180		250	250
190		185	180
250 - 265		235 - 265	265 - 295
99 x 56 x 33		99 x 56 x 31	99 x 56 x 31 / 99 x 13 x 33
29.5		28.8	21.7/ 8.18
20.84		16.32	16.85
Weathershield™ PVC		Weathershield™ All-Season	
•		•	
•		•	
•		•	
•		•	
•		•	
•		–	
–		RH window / LH & RH doors	
–		•	
–		•	
Blinds		Curtains	
4, 6 and 7 mm		–	
•		•	
•		•	
•		•	
•		–	
•		–	
•		–	
•		–	
•		–	
–		9120001169	
–		–	
–		–	
–		–	
–		–	
Included		9120001175	
9120001187		9120001187	
–		9120000196	
9120000330		9120000330	
9120000283		9120000294	
–		9120000319	
9120000383		9120000364	
9120000328		9120000328	


SPECIFICATIONS

DOMETIC MOTORHOME AWNING RANGE 2021


TECHNICAL DATA			
	RALLY AIR PRO		
INFLATABLE AWNINGS			
Product name	Rally AIR Pro 200 S	Rally AIR Pro 260 S	Rally AIR Pro 260 M
Ref.	9120001126	9120001127	9120001128
Awning width (cm)	200	260	260
Awning depth (cm)	250	250	250
Highest point at front (cm)	185	185	185
Connection height (cm)	235 - 265	235 - 265	265 - 295
Pack size (L x W x H cm)	99 x 56 x 23	99 x 56 x 29	99 x 56 x 29
Weight (kg)	19	23.1	23.4
Min. weight* (kg)	10.28	13.45	13.68
Material	Weathershield™ Pro		
/ Key features			
Single Point Inflation™	•	•	
Dual-Pitch™ roof system	•	•	
QuickPitch™ guying system	•	•	
Limpet™ ready	•	•	
SabreLink™ ready	•	•	
Flyscreen panels	RH window LH & RH doors	RH window LH & RH doors	
Zip-out front panels	•	•	
Zip-out side panels	•	•	
Curtains / Blinds	Curtains	Curtains	
/ Scope of delivery			
Hand pump	•	•	
Pegs	•	•	
Carry Bag	•	•	
/ Optional extras			
Pro AIR tall annexe	9120001170	9120001170	
Pro AIR annexe	9120000051	9120000051	
Pro AIR conservatory	9120000052	9120000052	
Roof lining	9120001174	9120001175	
Solar shade	9120001186	9120001187	
Mesh panel set	9120000197	9120000196	
Inner tent	–	9120000330	
Continental carpet	9120000293	9120000294	
Easy tread carpet	9120000318	9120000319	
Footprint	9120000363	9120000364	
AccessoryTrack™	9120000328	9120000328	


Rally AIR Pro 330 S	Rally AIR Pro 330 M	Rally AIR Pro 390 S	Rally AIR Pro 390 M
9120001129	9120001130	9120001131	9120001132
330	330	390	390
250	250	250	250
185	185	185	185
235 - 265	265 - 295	235 - 265	265 - 295
99 x 56 x 29	99 x 56 x 29	99 x 56 x 33	99 x 56 x 33
24.64	24	26.2	26.6
14.12	14.34	15.1	15.32
Weathershield™ Pro		Weathershield™ Pro	
•	•	•	
•	•	•	
•	•	•	
•	•	•	
•	•	•	
RH window LH & RH doors	RH window LH & RH doors	RH window LH & RH doors	
•	•	•	
•	•	•	
Curtains	Curtains	Curtains	
•	•	•	
•	•	•	
•	•	•	
9120001170	9120001170	9120001170	
9120000051	9120000051	9120000051	
9120000052	9120000052	9120000052	
9120001176	9120001177	9120001177	
9120001188	9120001189	9120001189	
9120000195	9120000194	9120000194	
9120000330	9120000330	9120000330	
9120000295	9120000296	9120000296	
9120000320	9120000321	9120000321	
9120000365	9120000366	9120000366	
9120000328	9120000328	9120000328	


		
TECHNICAL DATA		
INFLATABLE AWNINGS	LEGGERA AIR	
Product name	Leggera AIR 220 S	Leggera AIR 260 S
Ref.	9120001133	9120001134
Awning width (cm)	220	260
Awning depth (cm)	240	240
Highest point at front (cm)	210	210
Connection height (cm)	235-265	235-265
Pack size (L x W x H cm)	82 x 31 x 31	82 x 35 x 35
Weight (kg)	9.85	10.5
Min. weight* (kg)	7.85	8.09
Material	Weathershield™ 150D	
/ Key features		
Single Point Inflation™	•	•
Dual-Pitch™ roof system	–	–
QuickPitch™ guying system	–	–
Limpet™ ready	•	•
SabreLink™ ready	•	•
Flyscreen panels	LH & RH doors	LH & RH doors
Zip-out front panels	–	–
Roll-to-side front panels	•	•
Zip-out side panels	–	–
Curtains / Blinds	Blinds	Blinds
/ Scope of delivery		
Hand pump	•	•
Storm straps	•	•
Pegs	•	•
Carry Bag	•	•
/ Optional extras		
Canopy	9120000289	9120000288
Solar Shade	–	9120001187
Inner tent	9120000330	9120000330
Continental carpet	9120000285	9120000286
Footprint	9120000385	9120000386
AccessoryTrack™	9120000328	9120000328


TECHNICAL DATA				
ACCESSORIES	ANNEXES			
Product name	All-Season AIR Tall Annexe	Pro AIR Tall Annexe	Pro AIR Annexe	Pro Annexe
Ref. no.	9120001169	9120001170	9120000051	9120000056
Product width (cm)	190	190	220	220
Product depth (cm)	180	180	180	180
Pack size (L x W x H cm)	72 x 30 x 30	67 x 25 x 25	67 x 25 x 25	67 x 21 x 21
Weight (kg)	10.9	7.72	6.8	6.58
Material	Weathershield™ All-Season	Weathershield™ Pro	Weathershield™ Pro	Weathershield™ Pro
/ Scope of delivery				
Pole set	–	–	–	•
Curtains	–	–	–	–
Inner tent	•	•	•	•
Hand pump	–	–	–	–
Pegs	•	•	•	•
Carry bag	•	•	•	•
Dividing curtain	•	•	–	–

TECHNICAL DATA		
ACCESSORIES	INNER TENTS	
Product name	Universal	Rally AIR 240 TG
Ref. no.	9120000330	9120000203
Product width (cm)	120	145
Product height (cm)	225	205
Pack size (L x W x H cm)	60 x 12 x 12	60 x 15 x 15
Weight (kg)	1.62	3.13
/ Scope of delivery		
Pegs	•	•
Carry bag	•	•

TECHNICAL DATA				
	CANOPIES			
ACCESSORIES				
Product name	Club AIR All-Season Canopy 330	Club AIR All-Season Canopy 390	Leggera AIR 220 Canopy	Leggera AIR 260 Canopy
Ref.	9120000058	9120000057	9120000289	9120000288
Product width (cm)	330	390	150	190
Product depth (cm)	240	240	145	145
Height (cm)	220	220	210	210
Connection height (cm)	220/185	220/185	210	210
Pack size (L x W x H cm)	72 x 25 x 23	72 x 27 x 25	75 x 9 x 9	75 x 10 x 10
Weight (kg)	6.4	7.36	2.1	2.3
Material	Weathershield™ All-Season		Weathershield™ 150D	
/ Scope of delivery				
Pole Set	–	–	•	•
Pegs	•	•	•	•
Carry bag	•	•	•	•

TECHNICAL DATA				
	CANOPIES			
ACCESSORIES				
Product name	Club AIR Pro 260 Canopy	Club AIR Pro 330 Canopy	Club AIR Pro 390 Canopy	Club AIR Pro 440 Canopy
Ref. no.	9120001172	9120000061	9120000060	9120001171
Product width (cm)	260	330	390	440
Product depth (cm)	240	240	240	240
Height (cm)	220	220	220	220
Connection height (cm)	220/185	220/185	220/185	220/185
Pack size (L x W x H cm)	72 x 25 x 17	72 x 25 x 19	72 x 25 x 21	72 x 25 x 21
Weight (kg)	4.5	5.12	5.74	6.13
Material	Weathershield™ Pro			
/ Scope of delivery				
Pegs	•	•	•	•
Carry bag	•	•	•	•

TECHNICAL DATA				
	AIR BREAK			
Product name	AIR Break All-Season 3	AIR Break All-Season 5	AIR Break Pro 3	AIR Break Pro 5
Ref. no.	9120000290	9120000291	9120000280	9120000354
Product width (cm)	620	840	620	840
Height (cm)	140	140	140	140
Pack size (L x W x H cm)	85 x 31 x 25	85 x 31 x 29	85 x 31 x 19	85 x 31 x 25
Weight (kg)	8.92	12.18	8.26	10.8
Material	Weathershield™ All-Season		Weathershield™ Pro	
/ Scope of delivery				
Pegs	•	•	•	•
Carry bag	•	•	•	•

TECHNICAL DATA				
	PRO WINDBREAK			
Product name	Pro Windbreak 1	Pro Windbreak 3	Pro Windbreak 5	Pro Windbreak Door
Ref.	9120000355	9120000356	9120000357	9120000358
Product width (cm)	153	460	765	100
Height (cm)	140	140	140	140
Pack size (L x W x H cm)	105 x 17 x 11	105 x 17 x 18	105 x 19 x 21	55 x 8 x 8
Weight (kg)	3.62	10.7	16.3	1.06
Material	Weathershield™ Pro			
/ Scope of delivery				
Pegs	•	•	•	•
Pole bag	•	•	•	–
Carry bag	•	•	•	•
Figure-of-8 extrusion strips	–	–	–	Four

Mobile living made easy.



dometic.com

**YOUR LOCAL
DEALER**

dometic.com/dealer

**YOUR LOCAL
SUPPORT**

dometic.com/contact

**YOUR LOCAL
SALES OFFICE**

dometic.com/sales-offices

WE DISTRIBUTE OUR PRODUCTS IN AROUND 100 MARKETS. PLEASE ASK FOR YOUR CONTACT POINT OR VISIT OUR WEBSITE **DOMETIC.COM**

Dometic UK Awnings Limited, Witham, Essex, UK

4456001438